

SECURITY CONTROLS AGAINST FILE ENCRYPTION BASED RANSOMWARE

By: Jordyn Bostick, Jack Crane, Kevin Hubbard, and Gabrielle Turco




WHY OUR RESEARCH IS RELEVANT

- This course provides a foundational understanding of operating systems, process and memory management, file systems, and system security. Also explores how operating systems protect against security threats such as memory exploits and unauthorized access.
- Our goal was to explore the effectiveness of OS security controls against file encryption based ransomware.

ORIGINALITY & INOVATION



- We have simulated a ransomware based attack to explore how real world systems react to file encryption threats and explored other research topics related to ransomware.
- Our encryption tool uses AES-256 with Cipher Block Chaining and proper key handling and padding which is used in industry.
- We experimented with Linux system services to understand process management, race conditions, and even tried to auto kill the threat.
- We faced a race challenge between our file monitoring script and the ransomware simulation. This showed us how fast malicious processes can operate compared to detection mechanisms



RESEARCH QUESTIONS



- How does ransomware work?

- What logging and forensic artifacts are generated when ransomware interacts with OS security features?

- What ransomware techniques are most effective at bypassing built-in OS Security Controls?

- What steps should a ransomware victim take before and after attack occurs?

HOW RANSOMWARE WORKS

- Ransomware can accidentally be downloaded onto a computer by opening an email attachment, clicking advertisements, visiting a website with malicious code hidden within.
- When the code is on a computer, it will lock access to the computer itself, or data and files stored there.
- Often times, the victim is unaware that their computer is infected. However it is evident when they no longer can access data, files have been modified, or a “A Ransom Note” has been left behind

RANSOMWARE LOGGING & ARTIFACTS

- System logs can reveal suspicious activity related to unusual network connections, file access patterns and process execution
- Artifacts may include but are not limited to: Encrypted Files, Ransom Notes, Executables, Scripts, Registry Modifications, Modified Timestamps
- Check the Bash History as it may reveal scripts, commands, downloads, or how the attacker gained entry.

RANSOMWARE TECHNIQUES THAT BYPASS OS SECURITY CONTROLS

- Fileless Execution via PowerShell or WMI
 - Fileless Execution runs ransomware in memory using tools like PowerShell to avoid detection
- Exploiting Unpatched OS Vulnerabilities
 - OS Exploits takes advantage of unpatched system flaws to gain unauthorized access.
- Privilege Escalation via Token
 - Impersonation Privilege Escalation steals credentials to act as an admin and bypass security restrictions.
- Disabling or Tampering with Security Tools
 - Security tools tampering disables antivirus and defenses before encrypting files.

HOW TO AVOID BECOMING A RANSOMWARE VICTIM



- Keep Operating Systems, software, and applications up to date
- Set anti-virus and anti-malware to automatic update and run regular scans.
- Back up data regularly. Secure back ups and make sure they are not connected to the computers and networks they are backing up.
- Have a plan in place in case your business or organization is the victim of an attack.




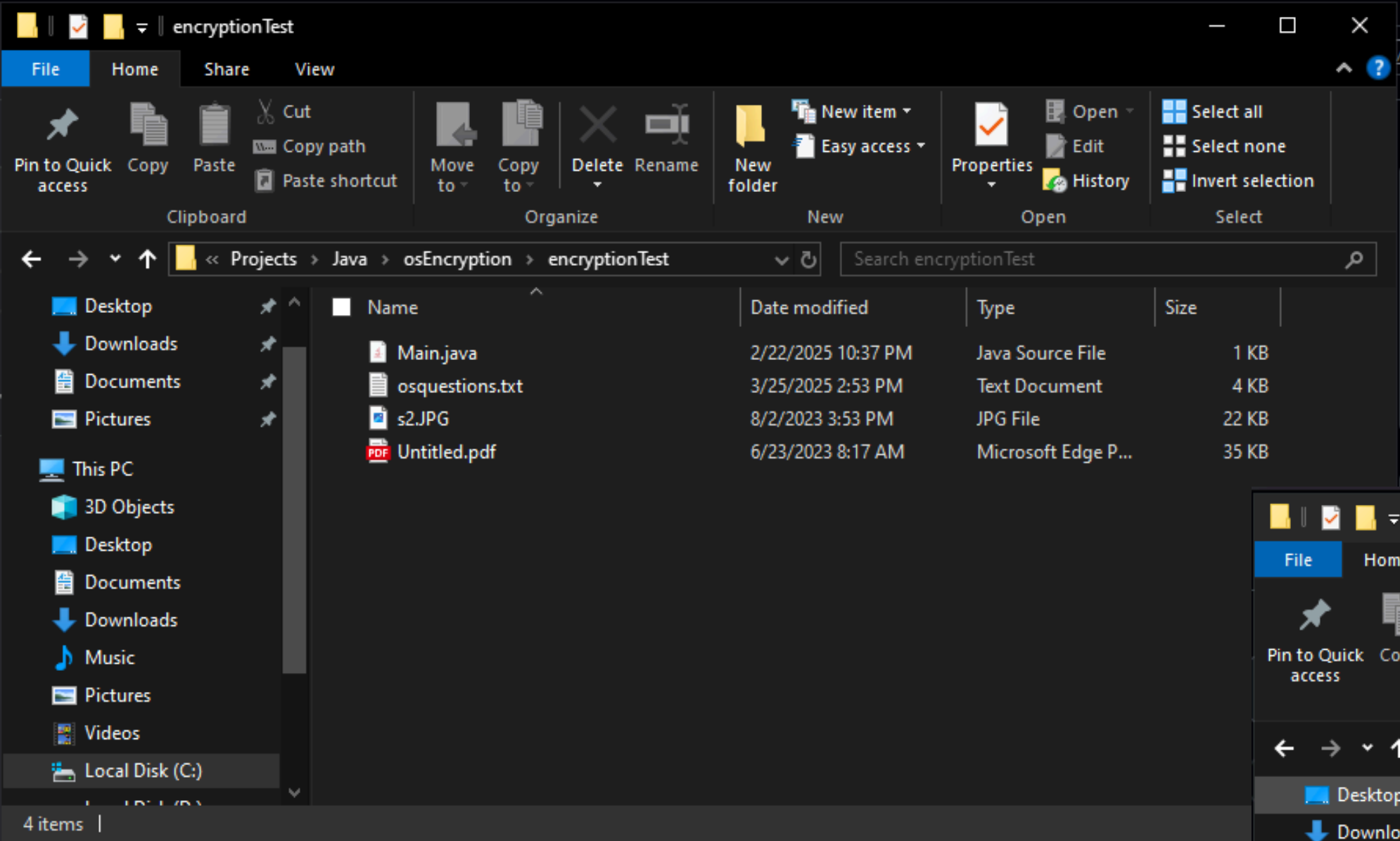
GITHUB

- <https://github.com/kevinhubbard/osEncryption>

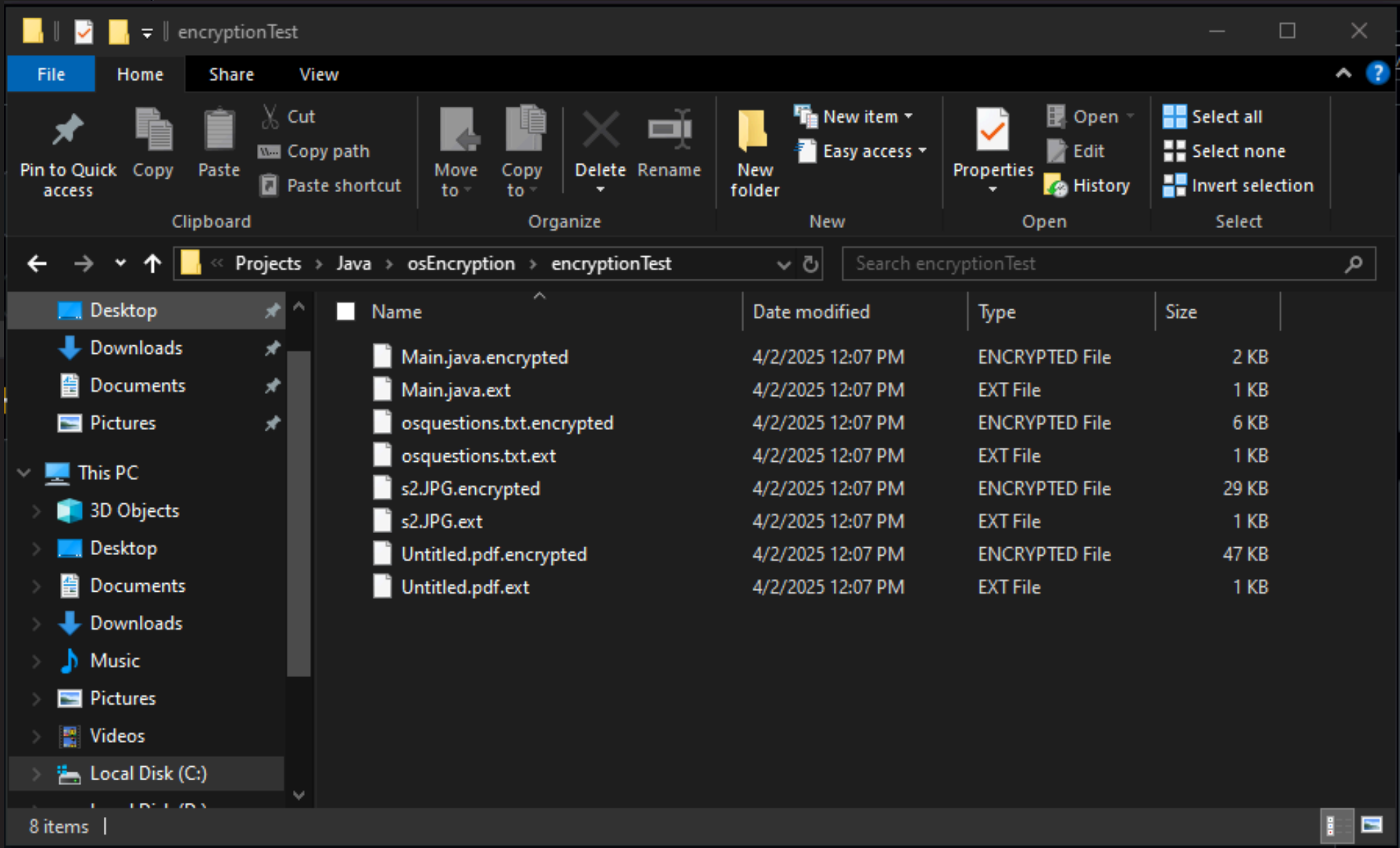


ENCRYPTION METHODOLOGY






BEFORE VS. AFTER
ENCRYPTION



```
MINGW64:/c/Users/Kevin/Projects/Java/osEncryption
Kevin@DESKTOP-M2EPRIG MINGW64 ~/Projects/Java/osEncryption (main)
$ java EncryptFilesInFolder
Please enter the folder path to encrypt:
./encryptionTest
Encryption completed in 47 milliseconds.
```



General Program flow

- Ask user for folder path they want encrypted
- Generate and save encryption key
- Use folder path and encryption key to encrypt the contents of the folder.
- (optional) Use a timer to compare computer processing times

Encryption Process

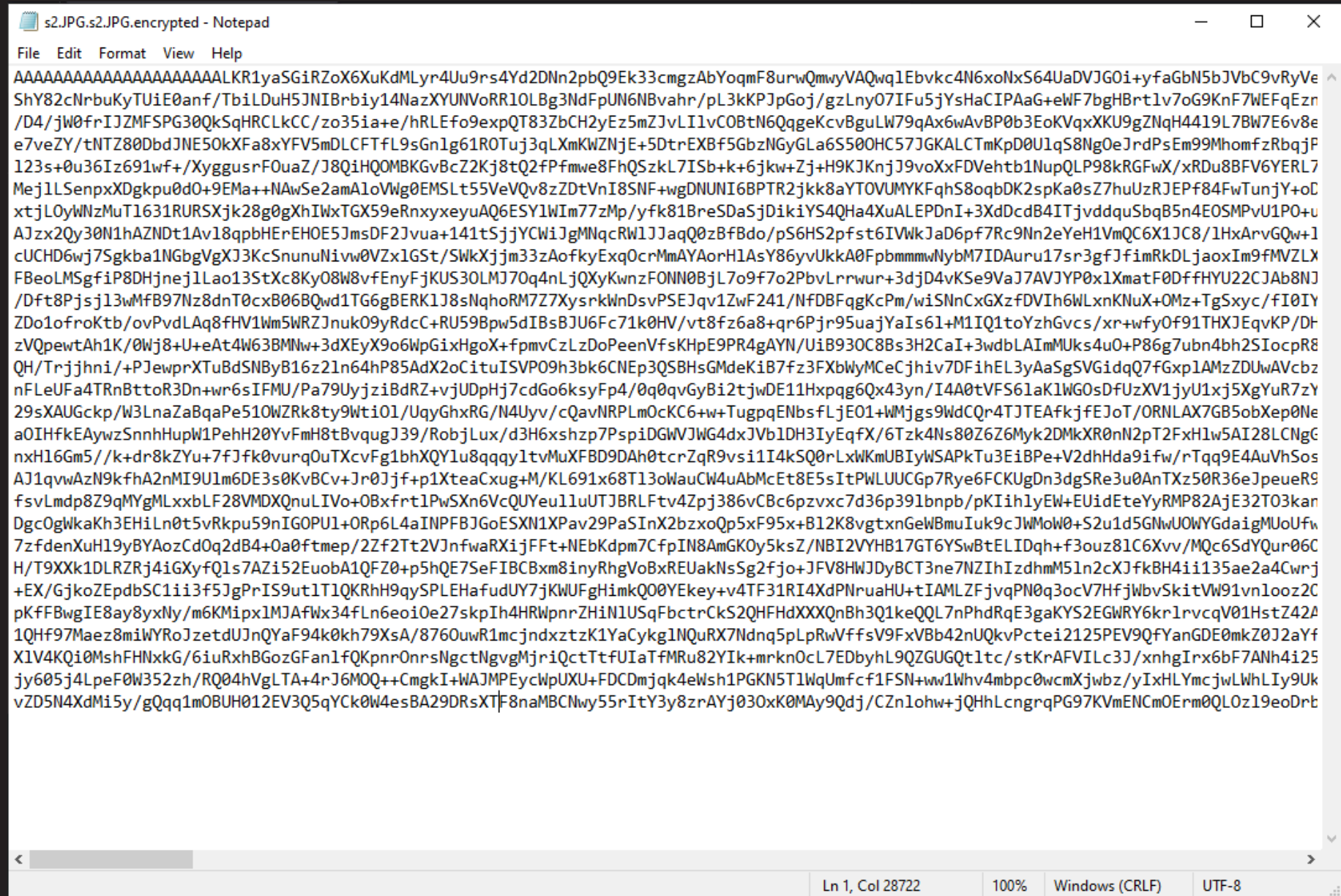
- Converts plaintext to ciphertext
- Create an array of files then convert to byte array
- Start to encrypt the first 16 bytes of the file using the key and AES
- Repeats encryption block-by-block until the file is complete
- Returns an encrypted string of the file contents which is written (or saved) in place of the original file.

Advanced Encryption Standard

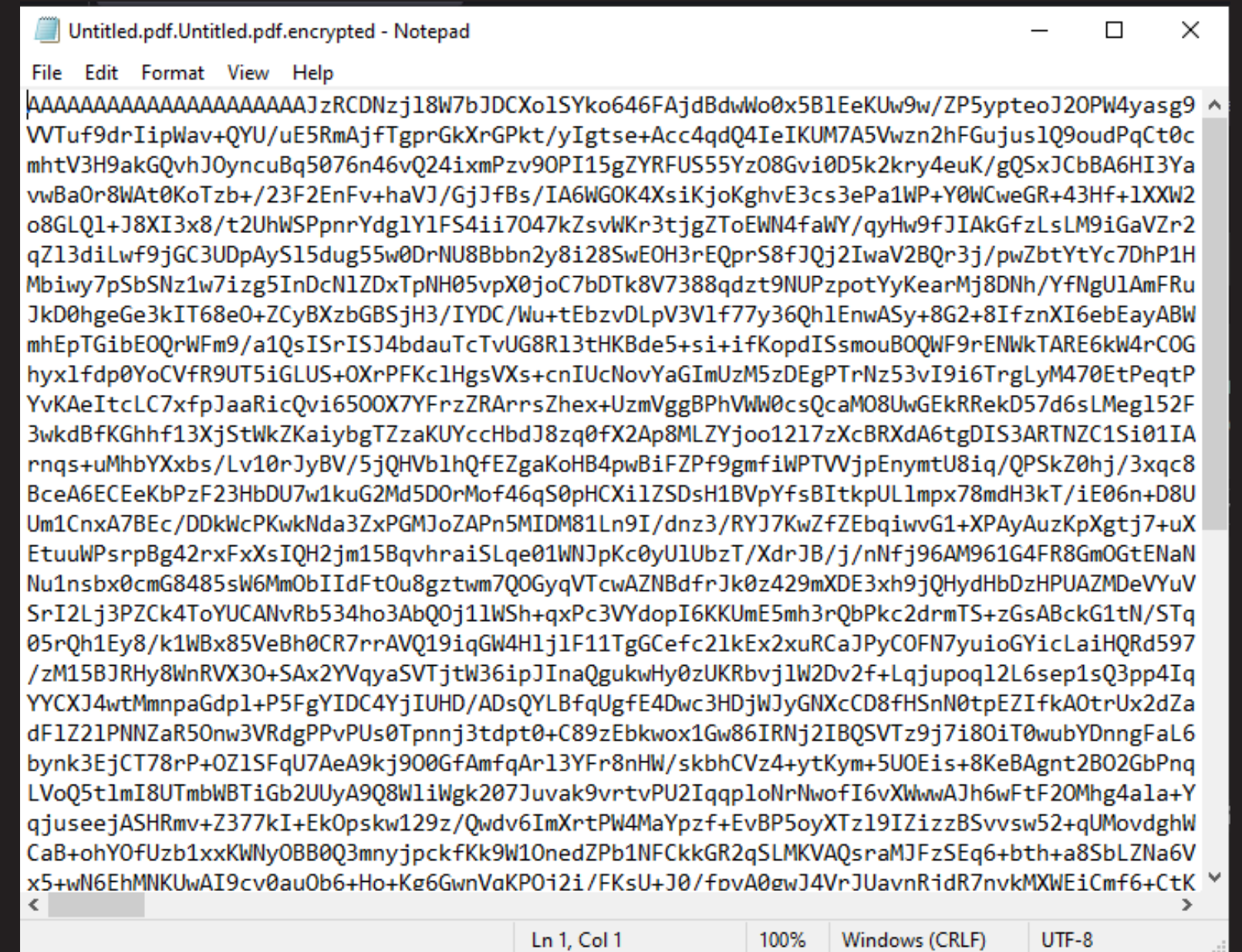
Key Generation

- Symmetric key encryption algorithm
- Uses 128, 192, or 256-bit keys
- Key size determines number of rounds (10, 12, 14)
- Encrypts data in 16-byte blocks
- Standardized by NIST in 2001
- Approved for use by the NSA

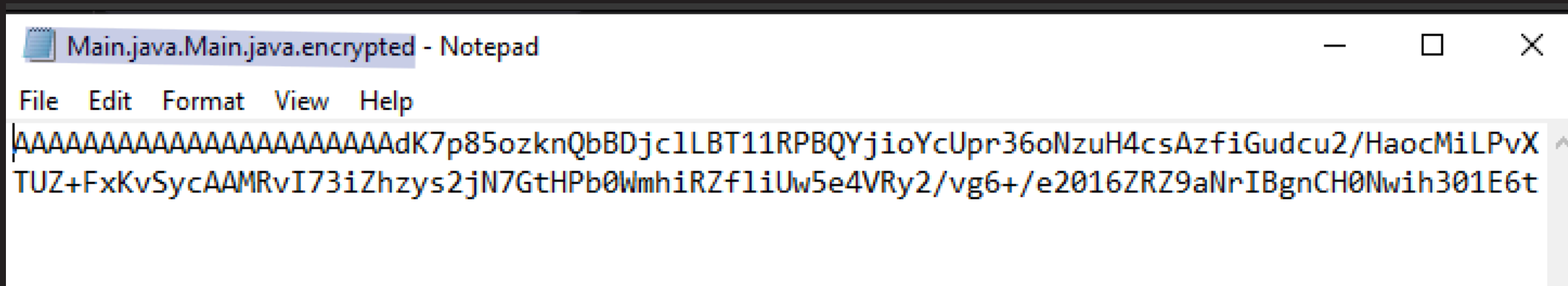
ENCRYPTED FILES




```
s2.JPG.s2.JPG.encrypted - Notepad
File Edit Format View Help
AAAAAAAAAAAAAAAAAALKR1yaSGiRZoX6XuKdMLyr4Uu9rs4Yd2DNn2pbQ9Ek33cmgzAbYoqmF8urwQmwyVAQwq1Ebvkc4N6xoNxS64UaDVJG0i+yFaGbn5bJVbC9vRyVe
ShY82cNrbuKyTuiE0anf/TbiLDuH5JNIBrbiy14NazXYUNVoRR1OLBg3NdFpUN6NBvahr/pL3kKPJpGoj/gzLny07IFu5jYsHaCIPAAg+eWF7bgHBr1v7oG9KnF7WEFqEzn
/D4/jW0frIJZMFSPG30QkSqHRCkCCC/zo35ia+e/hRLEfo9expQT83ZbCH2yEz5mZJvLI1vCOBtN6QqgeKcvBguLW79qAx6wAvBP0b3EoKVqxXKU9gZnqH4419L7BW7E6v8e
e7veZY/tNTZ80dbdJNE50kXFa8xYFV5mDLCTFL9sGn1g61ROTu3qLXmKWZnJJe+5DtrEXBf5GbzNGyGLa6S500HC57JGKALCTmKpD0U1qS8Ng0eJrdPsEm99MhomfzRbqjF
123s+0u36Iz691wf+/XyggusrFOuaZ/J8QiHQOMBKGvBcZ2Kj8tQ2fPfmwe8FhQ5zkL7ISb+k+6jkw+Zj+H9KJKnjJ9voXxFDVehtb1NupQLP98kRGfWx/xRDU8BFV6YERL7
MejlLSenpxXDgkpu0d0+9EMa++NAwSe2amAloVWg0EMSLt55VeVQv8zZDtVnI8SNF+wgDNUNI6BPTR2jkk8aYTOVUMYKFqhS8oqbDK2spKa0sZ7huUzRJEPf84FwTunjY+oE
xtjLOyWNzMuT1631RURSXjk28g0gXhIwXTGX59eRnxyxeyuAQ6ESY1WIm77zMp/yfk81BreSDa5jDikiYS4QHaa4XuALEPDnI+3XdDcdB4ITjvddquSbqB5n4E0SMPvU1P0+u
AJzx2Qy30N1hAZNDt1Av18qpbHErEH0E5JmsDF2Jvua+141t5jjYCWiiJgMNqCRWlJJaqQ0zBfBdo/pS6HS2pfst6IVWkJaD6pf7Rc9Nn2eYeH1VmQC6X1JC8/1HxArvGQw+I
cUCHD6wj7Sgkba1NGbgVgXJ3KcSnunuNivw0VZx1GSt/SWkXjjm33zAofkyExqOcrMmAYaorH1AsY86yvuUkkA0FpbmmmwNybM7IDAuru17sr3gfJfimRkDLjaoxIm9fMVZLX
FBeoLMSgfiP8DHjnejlLao13StXc8Ky08W8vfEnyFjKUS30LMJ70q4nLjQXyKwnzFONN0BJL7o9f7o2PbvLrrwur+3djD4vKSe9VaJ7AVJYP0x1Xmatf0DFfHYU22C3Ab8NJ
/Dft8Pjsj13wMfB97Nz8dnT0cx8B06BQwd1TG6gBERK1J8sNqhoRM7Z7XysrkwNdsVpSEJqv1ZwF241/NfDBFqgKcPm/wiSNnCxCXzFDVih6WLxnKNuX+OMz+TgSxyc/fI0IY
ZDo1ofroKtb/ovPvdLAq8fHV1Wm5WRZJnuk09yRdcC+RU59Bpw5dIBsBJU6Fc71k0HV/vt8fz6a8+qr6Pjr95uaJYaIs61+M1IQ1toYzhGvcs/xr+wfy0f91THXJEqvKP/Dh
zVQpewtAh1K/0Wj8+U+eAt4W63BMNw+3dXEyX9o6WpGixHgoX+fpmvCzLzDoPeenVfsKHpe9PR4gAYN/Ui8930C8Bs3H2CaI+3wdbLAImMUKs4u0+P86g7ubn4bh2SIOcpR8
QH/Trjjhni/+PJewprXTuBdSNByB16z21n64hP85AdX2oCituiSVP09h3bk6CNEp3QSBHsGMdekIB7fz3FXbWymCeCjhiv7DFihEL3yAaSGSVGidqQ7fGxp1AMzZDUwAVcbz
nFLeUFa4TRnBttoR3Dn+wr6sIFMU/Pa79UyjjziBdRZ+vJUDPhj7cdGo6ksyFp4/0q0qvGyBi2tjwDE11Hxpgq6Qx43yn/I4A0tVFS61aK1WG0sDfUzXV1jyU1xj5XgYuR7zY
29sXAUGckp/W3LnaZaBqaPe510WZRk8ty9Wti01/UqyGhxRG/N4Uyv/cQavNRPLm0KC6+wwTugpqENbsfLjEO1+WMjgs9WdCQr4TJTEAfKjFEJoT/ORNLAx7GB5obXep0Ne
a0IHfkEAYwzSnnhHupW1PehH20YvFmH8tBvqugJ39/RobjLux/d3H6xshzp7PspiDGWJWG4dxJVb1DH3IyEqfX/6Tzk4Ns80Z6Z6Myk2DMkXR0nN2p2F2Xh1w5AI28LCNgC
nxH16Gm5//k+dr8kZYu+7fJfk0vurqOuTXcvFg1bhXQY1u8qqqy1tvMuXFBD9DAh0tcrZqR9vs1I4kSQ0rLxWkMuB1yWSAPkTu3E1BP+V2dhHda9ifw/rTqq9E4AuVhSos
AJ1qvAwzN9kFhA2nMI9U1m6DE3s0KvBCv+Jr0Jjf+p1XteaCxug+M/KL691x68T13oWauCW4uAbMcEtE85sItPWLUCGp7Rye6FCKUGDn3dgSRE3u0AnTXz50R36eJpeuerS
fsvLmdp8Z9qMygMLxxbLF28VMDXQnuLIVo+0Bxfrt1PwSXn6VcQUYeulluUTJBRLftv4Zpj386vCBc6pzvxc7d36p391bnpb/pKIihlyEW+EUideTeYyRMP82AJE32T03kar
DgcOgWkaKh3EHiln0t5vRkpu59nIGOPUL+ORp6L4aINPFBjGoESXN1XPav29PaSInX2bzxoQp5x5F95x+B12K8vgtxnGeWBmuIuk9cJwMoW0+S2u1d5GNwUOWYGdaigMuUfW
7zfdenXuH19yBYAozCd0Q2dB4+0a0ftmep/2Zf2Tt2VJnfwARXijFFt+NEbKdpm7CfPIn8AmGK0y5ksZ/NBI2VYHB17GT6YSwBtELIDqh+f3ouz81C6Xvv/MQc6SdYQUR06C
H/T9XXk1DLRZRj4iGXy+Q1s7AZi52EuobA1QFZ0+p5hQE7SeFIBCxBxm8inyRhGVoBxREUakNsSg2fjo+JFV8HWJdyBCT3ne7NZIhIzdhmM51n2cXJfk8BH4i1135ae2a4Cwrj
+EX/GjkoZEpdbSC1ii3f5JgPrIS9ut1T1QKRhH9qySPLHAfudUY7jKWUFgHimkQ00YEkey+v4TF31RI4XdPNruaHU+tIAMLZFjvqPN0q3ocV7HfjWbvSkitVW91vn1ooz2C
pKfFBwgIE8ay8yxNly/m6KMipx1MJAfWx34fLn6eoie027skpIh4HRWpnrZHiN1USQfBctrCkS2QHFHdXXXQnBh3Q1keQQL7nPhdRqE3gaKYS2EGWRY6kr1rvqcV01HstZ42A
1QHf97Maez8miWYRoJzetdUJnQYaF94k0kh79XsA/8760UwR1mjcjndxztzK1YaCykg1nQUrX7Ndnq5pLpRwVffsV9FxBb42nUQkvPcte12125PEV9QfYanGDE0mkZ0J2aYf
X1V4KQI0MshFHNxkG/6iuRxbBGoZGFan1fQKpnrOnrsNgctNgvMjriQcttFUIaTFMRu82YIk+mrkn0cL7EDbyhL9QZGUGQt1tc/stKrAFVILc3J/xnhgIrx6bF7ANh4i25
jy605j4lpeF0W352zh/RQ04hVgLTA+4rJ6MOQ++CmgkI+WAJMPeYcWpUXU+FDcDmjK4eWsh1PGKN5T1WqUmfcf1FSN+ww1Whv4mbpc0wcmXjwbz/yIxHLYmcjwLWhLIy9Uk
vZD5N4XdMi5y/gQqqlm0BUH012EV3Q5qYck0W4esBA29DRsXTf8naMBCNwy55rItY3y8zrAYj030xK0MAy9Qdj/CZnloh+wjQHHLCnqrqPG97KVmENCm0Erm0QL0z19eoDrt
```



```
Untitled.pdf.Untitled.pdf.encrypted - Notepad
File Edit Format View Help
AAAAAAAAAAAAAAAAAAAAAJzRCDNzj18W7bJDCXo1SYko646FAjdBdwWo0x5B1EeKUw9w/ZP5ypteoJ20PW4yasg9
VWTuf9drIipWav+QYU/uE5RmAjFTgprGkXrGPkt/yIgtse+Acc4qdQ4IEiKUM7A5Vwzn2hFGujuslQ9oudPqCt0c
mhtV3H9akGQvhJ0yncuBq5076n46vQ24ixmPzv90PI15gZYRFUS55Yz08Gvi0D5k2kry4euK/gQSxJCbBA6HI3Ya
vwBaOr8WAt0KoTzb+/23F2EnFv+haVJ/GjJfBs/IA6WG0K4XsiKjoKghvE3cs3ePa1WP+Y0WCweGR+43Hf+1XXW2
o8GLQ1+J8XI3x8/t2UhWSPpnrYdg1Y1FS4ii7047kZsvWkr3tjgZToEWn4fawY/qyHw9fJIAkGfzLsLM9iGaVZr2
qZ13diLwf9jGC3UDpAyS15dug55w0DrNU8Bbbn2y8i28SwEOH3rEQprS8fJQj2IwaV2BQr3j/pwZbtYtYc7DhP1H
Mbiwy7pSbSNz1w7izg5InDcN1ZDxTpNH05vpX0joC7bDTk8V7388qdzT9NUPzpotYyKearMj8DNh/YfNgU1AmFRu
JkD0hgeGe3kIT68e0+ZCyBXzbGBSjH3/IYDC/Wu+tEbzdLPV3V1f77y36Qh1EnwASy+8G2+8IfznXI6ebEayABW
mhEpTGibEQqrWfM9/a1QsISrISJ4bdauTcTvUG8R13tHKBde5+si+ifKopDISsmouBOQWF9rENWkTARE6kW4rCOG
hyx1fdp0YoCVfR9UT5iGLUS+OXrPFKc1HgsVXs+cnIUCNovYaGImUzM5zDEgPTrNz53vI9i6TrgLyM470EtPeqtP
YvKAeItcLC7xfpJaaRicQvi6500X7YFrzZRRrsZhex+UzmVggBPhVWw0csQcaM08UwGEkRRekD57d6sLMeg152F
3wkdBFKGhhf13XjStWkZKaiybgTZzaKUYccHbdJ8zq0fX2Ap8MLZYjoo1217zXcBRXDAGtgDIS3ARTNZC1S101IA
rnqs+uMhbYXxbs/Lv10rJyBV/5jQHvblhQfEZgaKoHB4pwBiFZPF9gmfiWPTVWjpEnymtU8iq/QPSkZ0hj/3xqc8
BceA6ECEeKbPzF23HbDU7w1kuG2Md5DOrMof46qS0pHCX11ZSDsH1BVpYfsBITkpULlmpx78mdH3kT/iE06n+D8U
Um1CnxA7BEc/DDkWcPKwkNda3ZxPGMJozAPn5MIDM81Ln9I/dnz3/RyJ7KwZfZebqiwvG1+XPAYauZKpXgtj7+uX
EtuUWPsrpBg42rxFxxsIQH2jm15BqvhraiSLqe01WNJpKc0yU1UbzT/XdrJB/j/nNfj96AM961G4FR8GmOGtENaN
Nu1nsbx0cmG8485sW6MmObIIDft0u8gzttwm7QOGyqVTcwAZNBdfrJk0z429mXDE3xh9jQHydHbDzHPUAZMDeVYuV
SrI2Lj3PZCk4ToYUCANvRb534ho3AbQ0j1lWSh+qxPc3VYdopI6KKUmE5mh3rQbPkc2drMTs+ZGsABckG1tN/STq
05rQh1Ey8/k1WBx85VeBh0CR7rrAVQ19iqGW4H1j1F11TgGCefc21kEx2xuRcaJPYCOFN7yuiogYicLaiHQRd597
/zM15BJRHy8WnRVX30+Sax2YVqyaSVTjTW36ipJInaQgukwHy0zUKRbvjlW2Dv2f+Lqjupoql2L6sep1sQ3pp4Iq
YYCXJ4wtMmnpaGdp1+P5FgYIDC4YjIUHD/ADsQYLBfqUgfE4Dwc3HDjWJyGNXCd8fHSnN0tpEZIffkA0trUx2dZa
dF1Z21PNNZaR50nw3VRdgpPvPUs0Tpnj3tdpt0+C89zEbkwox1Gw86IRNj2IBQSVTz9j7i80iT0wubYDnngFaL6
bynk3EjCT78rP+OZ1SFqU7AeA9kj900GfAmfQAr13YFr8nHW/skbhCVz4+ytKym+5UOEis+8KeBAgnt2B02GbPnq
LV0Q5t1mI8UTmbWBTiGb2UUYA9Q8W1iWgk207Juvak9vrtvPU2Iqqp1oNrNwofI6vXWwwAJh6wFtF20Mhg4a1a+Y
qjuseejASHRmv+Z377kI+EkOpskw129z/Qwdv6ImXrtPW4MaYpzf+EvBP5oyXTz19IZizzBSvvsW52+qUMovdghW
CaB+ohYOfUzb1xxKWNYOB80Q3mnyjpckfKk9W10nedZPb1NFCkkGR2qSLMKVAQsraMJFzSEq6+bth+a8SbLZNa6V
x5+wN6EhMNKUwAI9cv0au0b6+Ho+Ke6GwnVaKPOi2i/FKsU+J0/f0vA0ewJ4VrJUavnRidR7nvkMXWEiCmf6+CtK
```



```
Main.java.Main.java.encrypted - Notepad
File Edit Format View Help
AAAAAAAAAAAAAAAAAAAAAdK7p85ozknQbBDjc1LBT11RPBQYjioYcUpr36oNzuH4csAzfiGudcu2/HaocMiLPvX
TUZ+FxKvSycAAMRvI73iZhzys2jN7GtHPb0WmhirZf1iUw5e4VRy2/vg6+/e2016ZRZ9aNRIBgnCH0Nwih301E6t
```

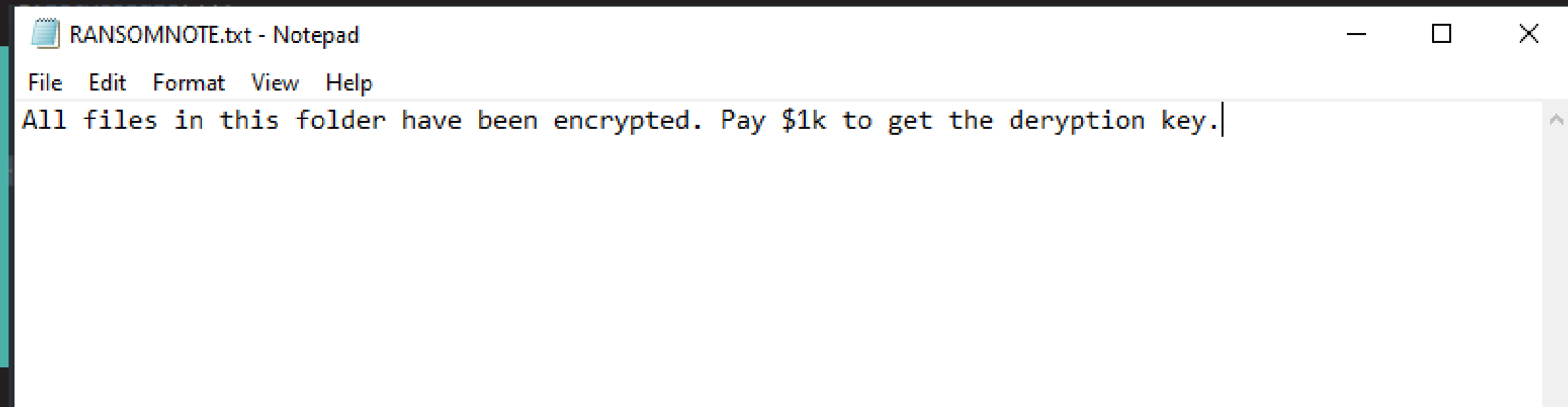


	encryption.key								
1	aced	0005	7372	001f	6a61	7661	782e	6372	
2	7970	746f	2e73	7065	632e	5365	6372	6574	
3	4b65	7953	7065	635b	470b	66e2	3061	4d02	
4	0002	4c00	0961	6c67	6f72	6974	686d	7400	
5	124c	6a61	7661	2f6c	616e	672f	5374	7269	
6	6e67	3b5b	0003	6b65	7974	0002	5b42	7870	
7	7400	0341	4553	7572	0002	5b42	acf3	17f8	
8	0608	54e0	0200	0078	7000	0000	20cb	b416	
9	c262	d00c	4c7d	4f35	9ff0	c7b7	c883	1bce	
10	ed87	7448	df08	20fc	cfaf	7d09	4c		

ENCRYPTPTION KEY

- This key is randomly generated using AES (Advanced Encryption Standard) algorithm and saved as a file.
- This key is essential. Without it the encrypted files can not be restored.
- This is essentially a master key for the entire system.

RANSOM NOTE





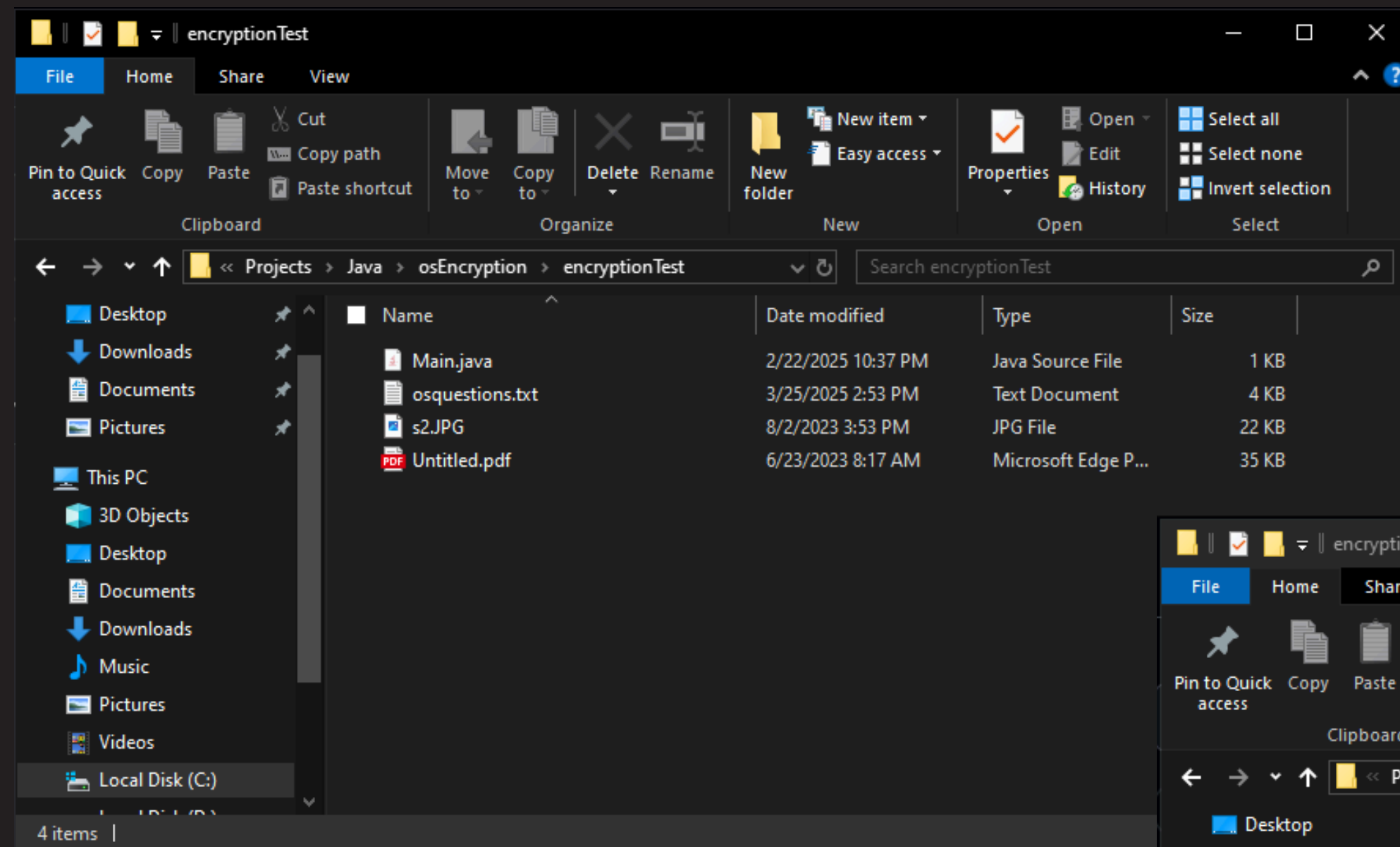
SHOULD VICTIMS PAY THE RANSOM

- The FBI does not support paying a ransom.
- Paying a ransom does not ensure that you or your organization will get any data back.
- By paying a ransom it will encourage attacks to continue to target more victims.

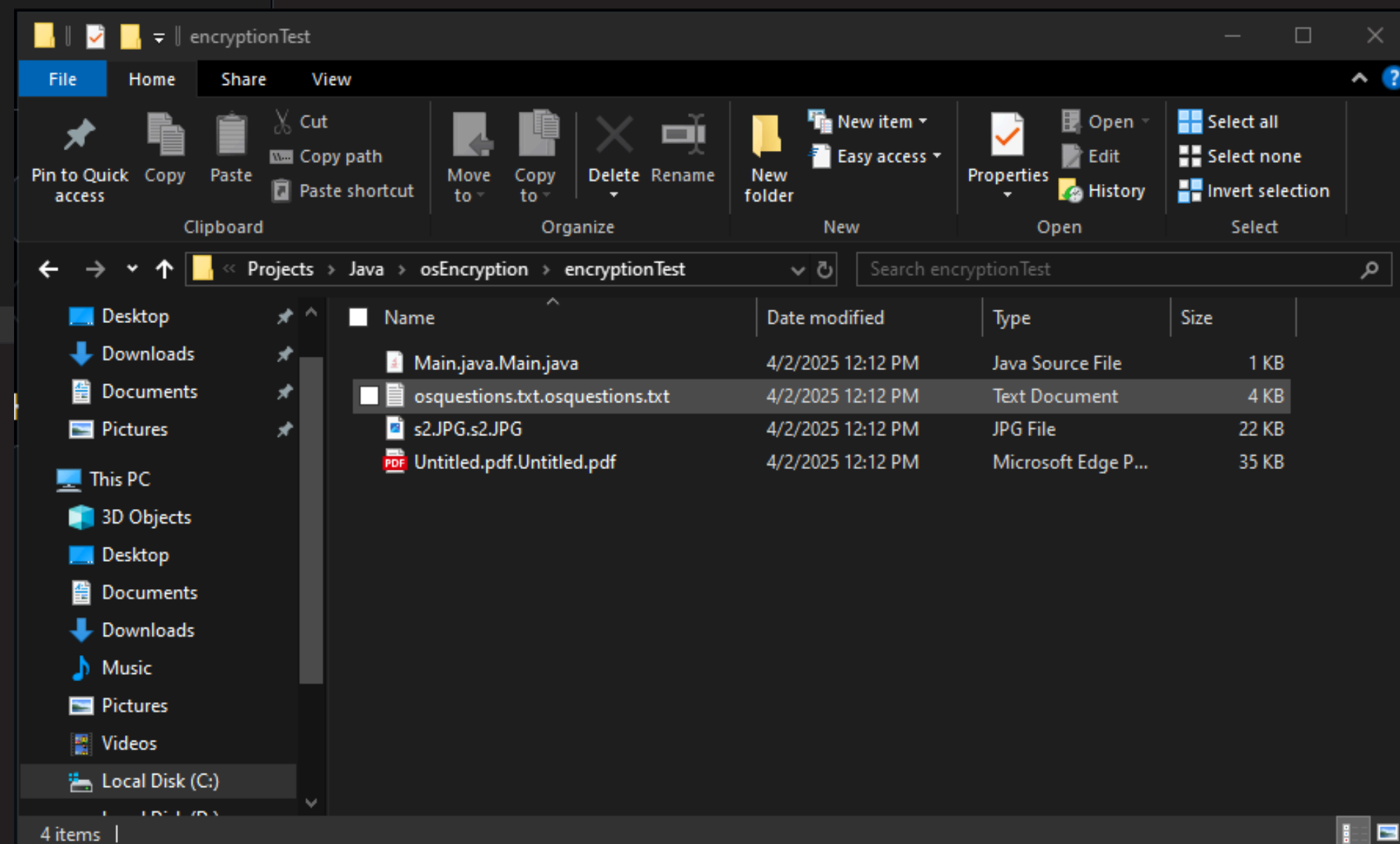


DECRYPTION METHODOLOGY





BEFORE VS AFTER DECRYPTION

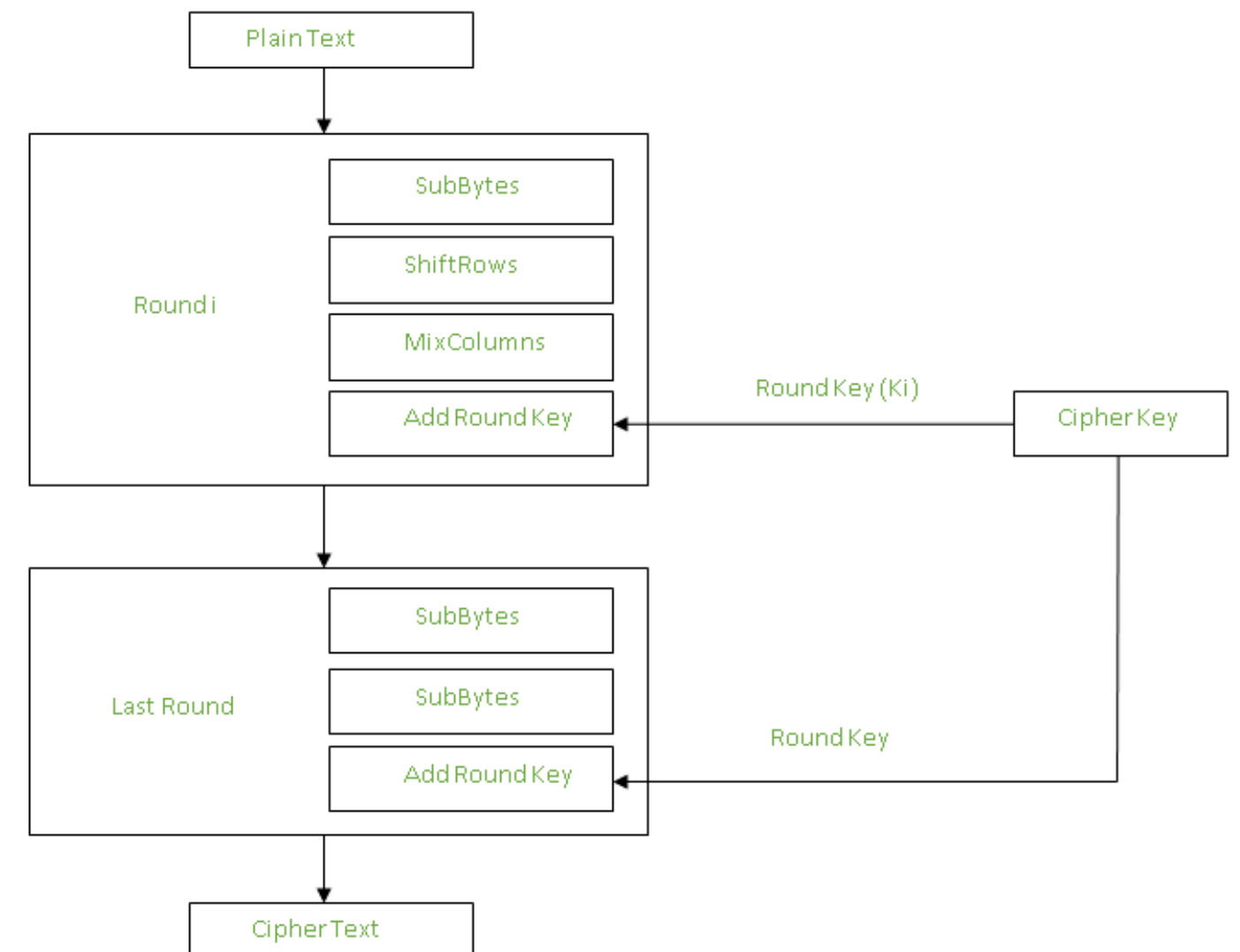


MINGW64:/c/Users/Kevin/Projects/Java/osEncryption

```
Kevin@DESKTOP-M2EPRIG MINGW64 ~/Projects/Java/osEncryption (main)
$ java DecryptFilesInFolder encryption.key ./encryptionTest
Decryption completed in 100 milliseconds.
```

General Program Flow

- Essentially the same algorithm as the encryption process
- To decrypt enter the folder as an argument to the java program
- We reuse the same key to decrypt each 16 byte block of data
- Once the file is decrypted reuse the original filename
- Delete ransom note
- (optional) Compare run time on various PC's and OS's



```
Main.java - Notepad
File Edit Format View Help
/**
 * This program takes user input and creates the framework of a java file.
 *
 * @author Kevin H
 * @version 1.0.2
 * @since 2022-02-22
 */

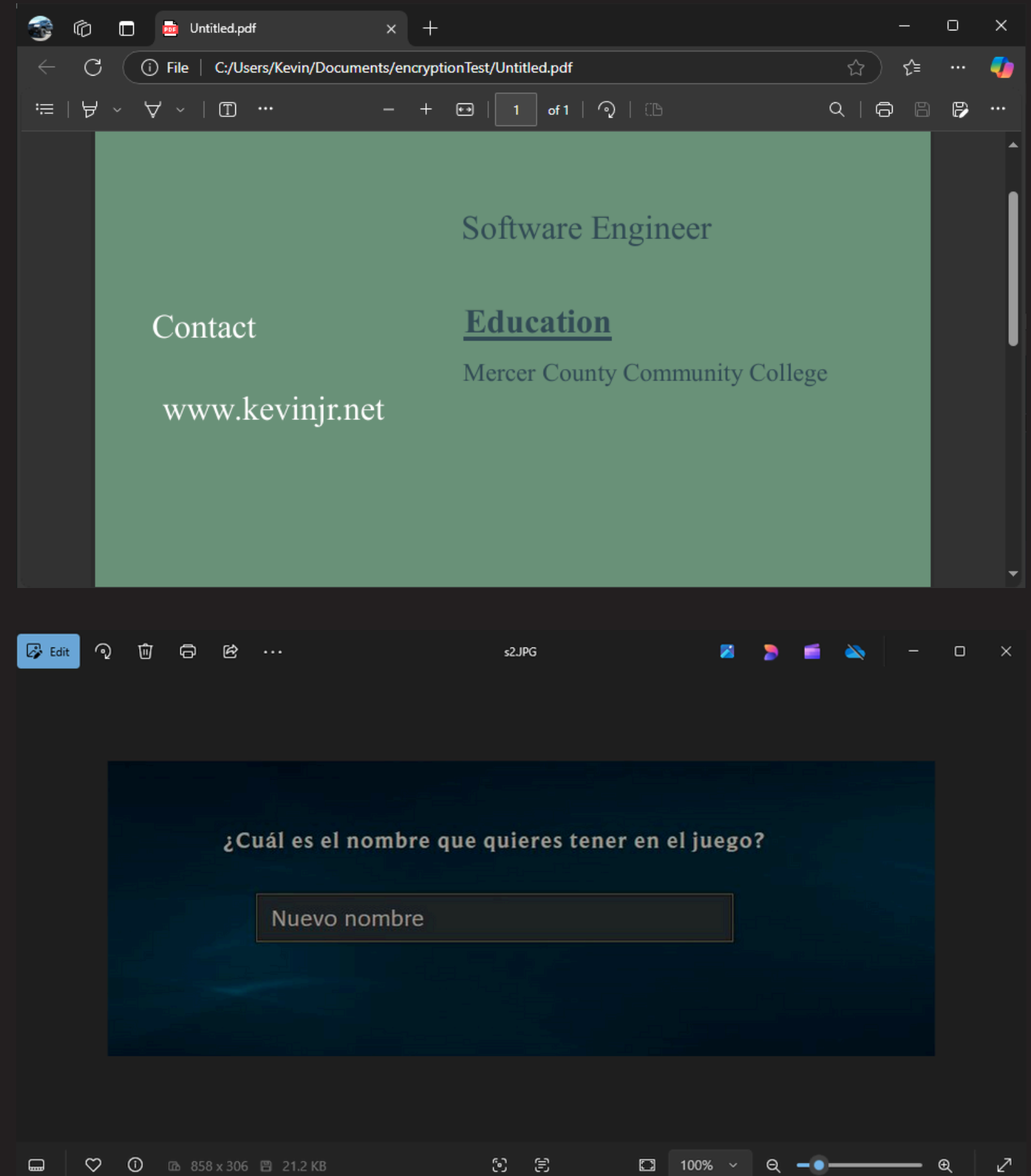
package net.kevinjr;

import java.awt.*;
import javax.swing.*;


public class Main extends JFrame {
    /**
     * This method creates a new JFrame and gives it some default settings.
     */

    public void createFrame() {
        setTitle("Create A Class");
        setDefaultCloseOperation(JFrame.EXIT_ON_CLOSE);
        setSize(1000, 1000);
        setResizable(false);
        setJMenuBar(new JMenuBar());
        getContentPane().add(BorderLayout.CENTER, new Gui());
        Dimension dim = Toolkit.getDefaultToolkit().getScreenSize();
        setLocation((dim.width/2)-(getWidth()/2), (dim.height/2)-(getHeight()/2));
        setVisible(true);
    }

    public static void main(String[] args) {
        new Main().createFrame();
    }
}
```



DECRYPTED FILES



encryption.key x									
1	aced	0005	7372	001f	6a61	7661	782e	6372	
2	7970	746f	2e73	7065	632e	5365	6372	6574	
3	4b65	7953	7065	635b	470b	66e2	3061	4d02	
4	0002	4c00	0961	6c67	6f72	6974	686d	7400	
5	124c	6a61	7661	2f6c	616e	672f	5374	7269	
6	6e67	3b5b	0003	6b65	7974	0002	5b42	7870	
7	7400	0341	4553	7572	0002	5b42	acf3	17f8	
8	0608	54e0	0200	0078	7000	0000	20cb	b416	
9	c262	d00c	4c7d	4f35	9ff0	c7b7	c883	1bce	
10	ed87	7448	df08	20fc	cfaf	7d09	4c		


- This key is the same key that was used for encrypting the data.

DECRYPTION KEY



PROCESS MONITORING





DETECTING ENCRYPTION

- Create a shell script that looks for file:
 - modifications
 - creations
 - deletions
- Within a certain folder or directory
- Process will halt
 - Asks user to terminate or continue process

System Services

```
sudo chmod +x /usr/local/bin/myscript.sh
```

```
sudo nano /etc/systemd/system/myscript.service
```

```
[Unit]
Description=My Custom Shell Script Service
After=network.target
```

```
[Service]
ExecStart=/usr/local/bin/myscript.sh
Restart=on-failure
User=your_username
Group=your_username
```

```
[Install]
WantedBy=multi-user.target
```

```
sudo systemctl daemon-reexec
```

```
sudo systemctl daemon-reload
```

```
sudo systemctl enable myscript.service
```

STEPS RANSOMWARE VICTIMS SHOULD TAKE

- Step 1: Evaluate
 - Identify ransomware type & risks
 - Explore recovery options
 - Analyze security gaps
- Step 2: Secure
 - Isolate systems
 - Implement security measures to prevent reinfection
- Step 3: Recover
 - Restore systems
 - Ensure integrity of recovered data integrity
 - Verify security before system goes live again
- Step 4: Report
 - Provide incident reports (www.ic3.gov)
 - Assist with audits & investigations



THANK YOU

Questions?



RESOURCES

Chittooparambil, S., et al. "Ransomware Detection Using Random Forest Technique." *Procedia Computer Science*, vol. 170, 2020, pp. 381–388.

Continella, A., et al. "A Clever New Tool Shuts Down Ransomware Before It's Too Late." *Wired*, 24 July 2017, www.wired.com/story/shieldfs-ransomware-protection-tool.

FBI. Ransomware. FBI, www.fbi.gov/how-we-can-help-you/scams-and-safety/common-frauds-and-scams/ransomware.

Oz, H., et al. "A Survey on Ransomware: Evolution, Taxonomy, and Defense Solutions." *arXiv*, 11 Feb. 2021, arxiv.org/abs/2102.06249.

Shaukat, M., and M. Ribeiro. "Ransomware Early Detection: A Survey." *Future Generation Computer Systems*, vol. 133, 2023, pp. 1–18.

Yaqoob, I., et al. "Ransomware: Recent Advances, Analysis, Challenges and Future Directions." *Computers & Security*, vol. 106, 2021, p. 102
